



Track20 develops tools that help partners- at both the country and global level- make more strategic, data-based decisions. Typically, new tools are developed in direct response to questions being raised in the field and analyses commonly requested by Ministries. Tools are designed to be user-friendly and intuitive, and in most cases, they are publicly available online and can be used independently, without Track20 facilitation. Country stakeholders across the globe routinely use Track20 tools to advance their program monitoring and planning, and other projects have adopted, or worked with Track20 to adapt, tools for use in their own work.

Brief descriptions of some of Track20’s most popular tools are below. Visit the [Track20 Tools](#) page on the Track20 website for more information and access to tools. Tools are categorized into three groups:

1. Tools for production of FP indicators
2. Tools for strategic planning and evidence-based decision making
3. Tools that support sustainability through system changes to HMIS

## Tools for Production of FP Indicators

This set of tools was developed to respond to the needs of countries to have more frequent data and standardized monitoring approaches.

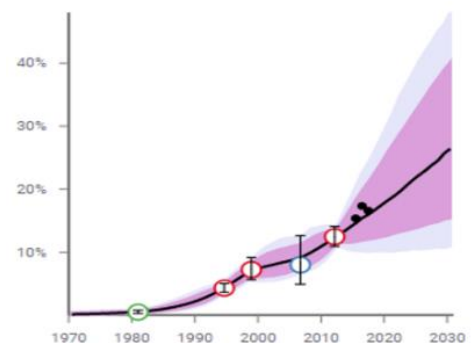
### Family Planning Estimation Tool (FPET)

FPET is a web application that uses all available survey data to develop annual estimates of mCPR, unmet need, and demand for family planning satisfied by modern methods beyond the date of the last survey and into the future. FPET can be used at the national and sub-national levels. Service statistics can also be incorporated into the estimation process by inputting the Estimated Modern Use (EMU) indicator, which is generated through the SS to EMU Tool.

Initially developed to inform annual reporting, the tool has been embraced by countries as an essential part of their ongoing monitoring and strategic planning; the Bureaus of Statistics in the Philippines, Zimbabwe, and Uganda have officially endorsed the use of FPET for annual mCPR estimates. FPET is also used for official monitoring for FP2030 (82 countries), the Ouagadougou Partnership (9 countries) and Countdown to 2030.

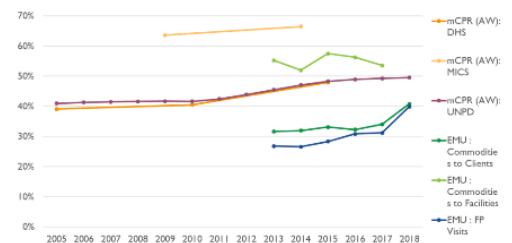
*A comprehensive training module for FPET is available online.*

Contraceptive prevalence (modern)



### Service Statistics to Estimated Modern Use (SS to EMU) Tool

The SS to EMU Tool converts a country’s own service statistics data into Estimated Modern Use (EMU), a service statistics-based indicator that can be used to track population-level changes in contraceptive use at regional, national, and cross-national levels. The EMU can be used as input into FPET to introduce service statistics into the annual estimation process. The tool also guides the user through a thorough data review process designed to improve data quality and use, open dialogue between data and program staff, and provide annual tracking of changes in contraceptive use between surveys.



EMU has been adopted for routine reporting by: FP2030, Ouagadougou Partnership, Countdown to 2030, GFF, USAID MOMENTUM projects, and numerous country governments.

*A comprehensive training module for EMU is available online.*



## Track20 Annual Indicator Calculator

This Excel-based tool, previously called the FP2020 Core Indicator 1-9 Tool, helps countries calculate and organize family planning indicators for annual reporting. Originally developed to produce FP2020 core indicators, countries continue to use it to generate FP2030 indicators. Integrating FPET modeled estimates of key indicators (mCP, mUN, mDS) with UNPD population data and country- and region- specific assumptions, the tool helps users estimate the country-level impact of family planning on reducing negative outcomes (unintended pregnancies, unsafe abortions, and maternal deaths). The tool also automatically produces two briefs used to summarize current progress on key FP2030 indicators and the country's progress against a national contraceptive prevalence goal.

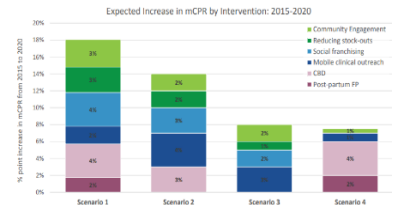


## Tools for Strategic Planning and Evidence-Based Decision Making

With limited resources available, Ministries often need to make tough decisions about where to put their focus and resources to achieve their family planning goals. The tools below were developed to help countries better understand opportunities and gaps in their programming, allowing them to make informed decisions about prioritization.

### FP Goals

This innovative model was designed to improve strategic planning. FP Goals combines demographic data, family planning program information, and evidence from more than 70 studies to estimate the potential effectiveness of diverse interventions on increasing mCPR. The model shows the mCPR growth estimated in each scenario, as well as the relative contribution of each intervention. Results can be used to assess a realistic mCPR goal, and support discussions on prioritization of interventions.



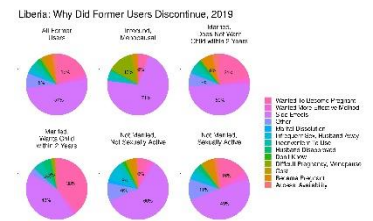
### FP Goals Lite

This online, interactive version of FP Goals uses available family planning data to illustrate how initiating or scaling up different interventions might affect a country's modern contraceptive prevalence rate (mCPR) among all women of reproductive age. This tool is meant to provide a quick glance at results based on select interventions. It does not replace the more robust results you would get from a full application of FP Goals.



### Never, Former, Current Use Tool

Generally, our assessment of family planning programs focuses on contraceptive prevalence and current contraceptive users: what proportion of the population are using, the methods they are using, their demographic characteristics, etc. However, this data doesn't fully capture the successes and limitations of FP programs. Exploring the experiences and intentions of women who are not currently using contraception (those who have in the past and those who have never used) can help point to opportunities and barriers for family planning programs.

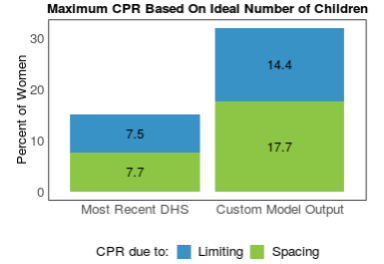


Track20's new "Current, Former, Never Tool" is designed to help users understand how women are distributed across these three groups, how that has changed over time, and what each group says about the successes and limitations of the family planning program in a country.



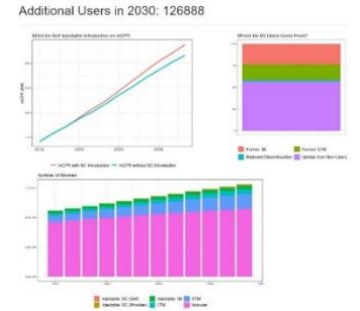
## Maximum CPR Tool

The Max CPR Tool allows policymakers, family planning advocates, and individuals to determine a country's highest potential contraceptive prevalence rate (CPR), both in terms of use for spacing and for limiting, based on an ideal number of children and key demographic life events. Understanding the highest potential level of CPR achievable under current circumstances in a population leads to realistic expectations and appropriate policy implementation.



## Potential Market of Self-Injectable Contraceptive Users Model

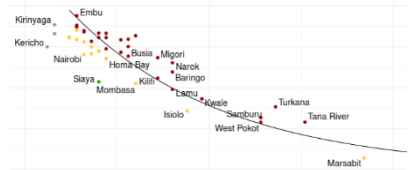
This Injectable Use Model is a web-based tool developed by Track20 to estimate the number of potential subcutaneous injectable (SC) and self-injectable (SI) users annually through 2030. The model allows users to manipulate key parameters that will impact the projections and displays results for three scenarios that incorporate factors related to policies, capacity, and current injectable contraceptive use.



## Interactive Demand Curve App


Many countries struggle to achieve the right balance of investments between expanding FP services and undertaking social and behavior change (SBC) activities. Understanding this balance is important to help identify opportunities and limitations and prioritize resources to ensure effective family planning programs.

The Track20 Demand Curve represents the likely maximum mCPR that could be reached in a country given their level of demand. The curve was created by fitting an exponential curve to the maximum of all available DHS survey data on mCPR and ideal number of children, an indicator that represents a broad range of social and cultural norms that influence the motivation to use, or not use, contraception. Track20's interactive demand curve app has multi-country comparisons, trends over time, and subnational analysis.



## mCPR Impact Model

This model was developed to help countries estimate the potential impact of declines in mCPR due to pandemics like COVID-19, natural disasters, and complex emergencies, which can reduce access to contraception and contribute to declines in contraceptive use. The tool shows how these declines impact important reproductive health outcomes (unintended pregnancies, unsafe abortions, and maternal deaths) to advocate to ensure continued focus on supply of services & commodities in this time of unrest and demonstrate the potential impacts if services are shut down and prevalence declines. Multiple FP2020 country governments have used the tool to gauge the potential impact of the pandemic on FP programming.



## Country Opportunity Briefs

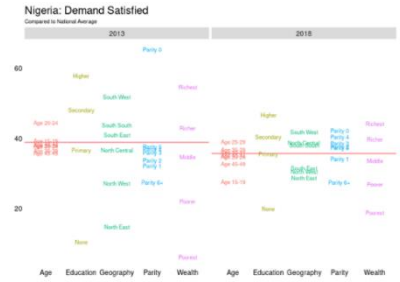
Track20 Country Opportunity Briefs bring together a wide range of data sources to explore potential opportunities for family planning, considering areas related to demand for contraception, availability and access to services, quality and equity, and the enabling environment.






## Interactive Equity Tool

In an effort to examine inequity in family planning through many lenses, Track20 explored demand satisfied for modern methods through five dimensions (age, education, geography, parity, and wealth), mapping inequities within countries and across time. The tool shows demand satisfied at the national level and defines inequitable groups as subsets of the population with demand satisfied either 10%, 20%, or 30% below the national average. Creating a "Concentration of Inequity" highlights the intersectionality of inequities in family planning and allows for more data-informed programming. The tool is pre-loaded with data to display multiple aspects of inequity for 15 countries in Sub-Saharan Africa through engaging data visualizations.



## Tools that Support Sustainability through System Changes to HMIS

A key area of focus for Track20 is expanding the use of country-collected service statistics - this includes working to improve the quality of service statistics and to improve how the data is used to monitor progress and make strategic decisions. A sustainable way to incorporate more regular data quality review and analysis that can be used to guide programming is to build these functions into a country's health management information system, which in many countries is DHIS2. In other cases, the tools are not embedded but pull data from HMIS. These tools define a quality-based approach to routine data and expand use of HMIS.



## DHIS2/HMIS Family Planning Module

To support capacities to interpret signals from routine data and to expand access to the analyses and data visualizations most often requested of the project, Track20 has developed the DHIS2/HMIS Family Planning Module (FP Module). The module is an FP-focused environment that can be embedded in an existing DHIS2 system. It serves as a "one-stop-shop" for FP data quality review and automated analyses and data visualizations configured to meet the specific needs and demands of each country. The FP Module includes high-level data displays of priority indicators designed for decision-makers, detailed analysis of a range of programmatic indicators for program and M&E staff, and tools for reviewing data quality, developing additional analysis, and generating the Track20-developed Estimated Modern Use (EMU) Indicator for routine monitoring. *In some countries, the module has been expanded beyond FP to capture the broader RMNCH environment.*

## FP DataPro DHIS2 App

Track20 took the learnings from the development and implementation of the FP Module and created the first family planning focused DHIS2 application available in the DHIS2 App Hub, FP DataPro. Now all DHIS2 users can easily download the same automated environment into their DHIS2 systems that had previously been implemented on a country-by-country basis as the DHIS2 FP Module. Further, Track20 has expanded the new DHIS2 application to include a Maternal and Newborn Health (MNH) module in addition to FP. The same high-level summaries, informative graphics and maps and validated data quality review process are available for both health areas. The FP module also includes automated monthly and annual EMU calculation.

